

London Essex

Business Continuity Centre

ICM's London Essex business continuity centre is 20 minutes from London, 40 minutes from Colchester and within easy access of the M25/A12.

Public transport links are only minutes away from the centre, which is also well served by multiple town centre car parks.


The centre is available for occupation 24 x 7 x 365. ICM clients are able to relocate to the centre in the event of a loss of IT functionality or access to their own premises. They can also utilise its facilities for invocation testing and disaster plan rehearsals.

Facilities

- Designed for dedicated and syndicated options
- Dual use design catering for large corporate organisations and SMEs
- 73,000 sq ft of air conditioned workplace
- 6,000 sq ft on-site datacentre/secure hosting
- 41 self contained recovery suites
- 1,698 fully equipped positions each with ACD telephony
- 1,762 high specification PCs with TFT screens
- 134 fully equipped dealer desk positions
- 15 meeting/managers rooms
- 1 conference room
- Dealing and back office suites
- Incident command/war room
- Secure reception area
- Large post room
- Auxiliary office equipment including faxes/photocopiers/printers
- Kitchen facilities available to all suites
- Rest areas with wireless Internet access and Sky TV
- On-site parking

Communications

- ACD call telephone system
- Full call centre functionality
- Direct dial telephones (DDI)
- Voice Recording
- Full dealer facilities with Syntegra boards
- Multiple ISDN2/ISDN30 data connectivity
- ADSL/SDSL and email internet capabilities
- Resilient/multiple telecommunication providers
- CAT 5e structured cabling
- High speed LES
- ATM network capabilities
- Bloomberg market data feed
- Reuters 3000 market xtra & Reuters 3000 dealing
- Wireless Hot Spot internet connectivity across the site



Safety and Security

- Full intruder and fire alarm system to building
- Multiple UPS and standby generators
- FM200 and VESDA fire protection
- Access control system
- 24 hour manned site security
- Site security with internal/external CCTV

Testing Facilities

- Contingency planning test/rehearsal rooms
- Incident command/war room facilities
- On-site technical testing

Other Features

- Options for dedicated facilities
- Local amenities, including shops, hotels, restaurants etc

Sovereign House

16-22 Western Road
Romford RM1 3JT

T 0844 863 1010 F 0844 863 1011



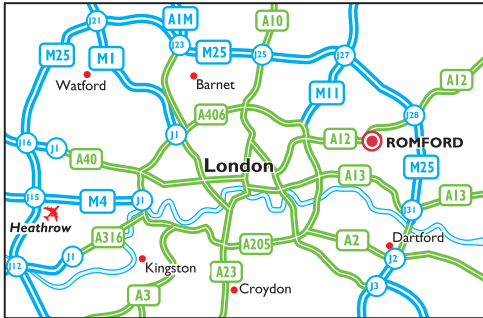
London Essex

Business Continuity Centre

Sovereign House

16-22 Western Road
Romford RM1 3JT

T 0844 863 1010 F 0844 863 1011



From M25 Anticlockwise

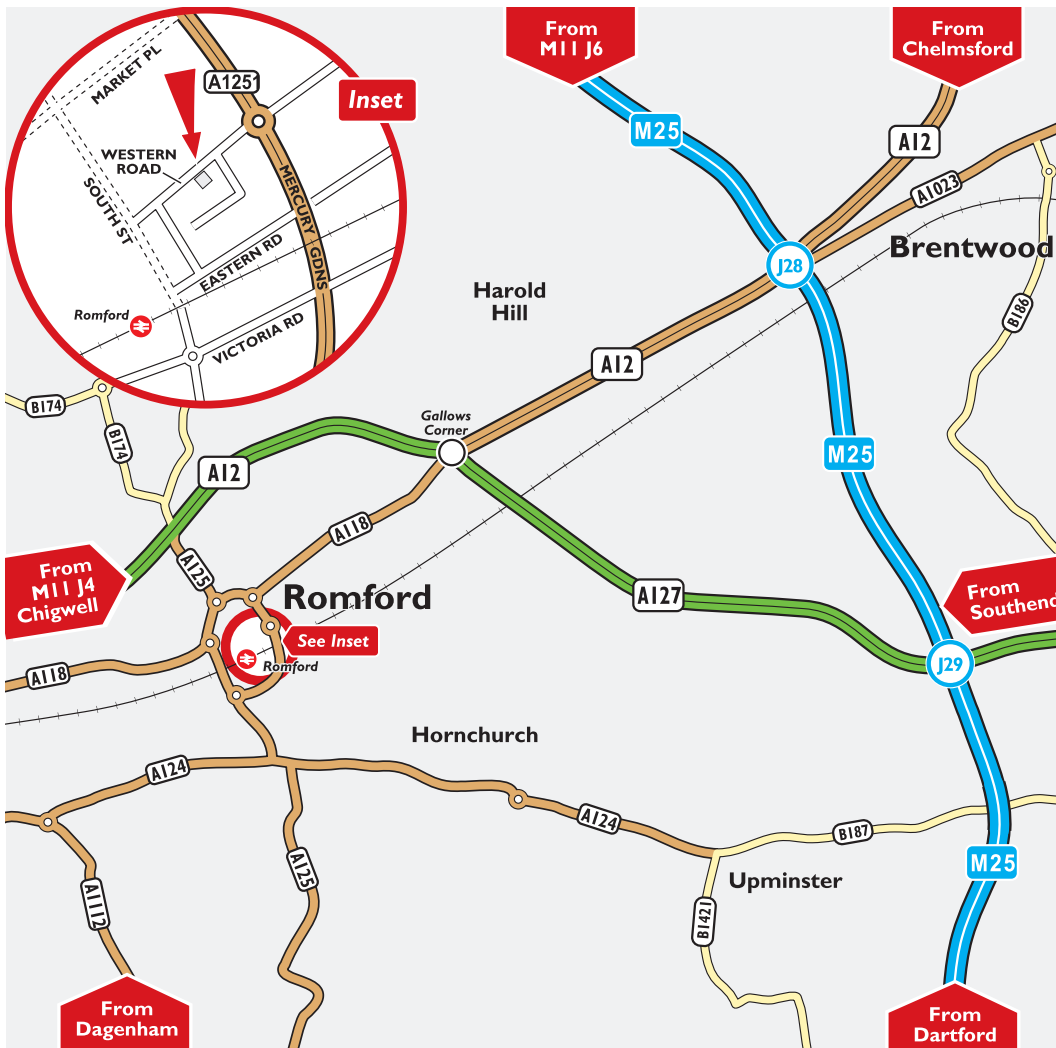
- Leave the M25 at junction 29 and follow signs for Romford & A127.
- Join the A127 and continue until the Gallows Corner Junction.
- At the roundabout at the bottom of the slip road, take the first exit onto the A118 (Main Road).
- Continue to the roundabout junction, and take the first exit onto Mercury Gardens.
- Turn right at the next roundabout onto Western Road.
- Parking is available in the multi-storey car park on the right hand side.
- Our offices are located a bit further along the road on the left hand side.

From M25 Clockwise

- Leave the M25 at Junction 28 and follow signs for Romford and the A12.
- Continue on the A12 until the Gallows Corner Junction.
- At the roundabout take the second exit onto the A118 (Main Road).
- Continue to the roundabout junction, and take the first exit onto Mercury Gardens.
- Turn right at the next roundabout onto Western Road.
- Parking is available in the multi-storey car park on the right hand side.
- Our offices are located a bit further along the road on the left hand side.

By Train

- Romford is the nearest railway station.
 - We are a short walk from the station.
- For further information about train times and fares, please telephone National Rail Enquiries Line on 08457 48 49 50.



More Information

If you would be interested in learning more about ICM and how we could support your business, please contact us.

- Call 0844 863 3000
- enquiries@icm.co.uk
- icm.co.uk

